

PROJECT PROGRESS REPORT

SEPTEMBER 2024



DEVELOPER:



SAS e GLUT JV Pvt Ltd

CONTRACTOR:



GLUT Investments
private limited

PROJECT TITLE: MIXED USE RESIDENTIAL COMPLEX AT HULHUMALE (THE CREEK VIEW)
DEVELOPER: SASe GLUT JV PVT. LTD.
CONTRACTOR: GLUT INVESTMENTS PVT. LTD.
LOCATION: LOT NO: S1-3, LOT: 11445 HULHUMALE', MALDIVES

PROJECT BREIF:

The Creek View at Hulhumale Phase-1 is a pristine, spacious condominium project brought to you by the company SASe Glut Joint-venture Private Limited. The development is located at Lot 11445, Kuredhimaa Hingun overseeing the creek separating phase I and phase II of Hulhumale'.

The building comprises 114 apartments with 2 room, 3 room and 4 room units, each carefully designed to ensure the separation of spaces with special attention given to privacy and offer a homely feeling. Each apartment has a mini backyard with access from the kitchen. The kitchens are designed as enclosed spaces separated by masonry and glass partitions.

The apartment units are designed to make the most of natural air and light ventilation with floor to ceiling high windows. These large windows are also placed with an offset from the periphery to prevent direct sun and rain exposure. As many prefer to shape every element of their home environment, carefully choosing their furniture, curtain & paint, we find it best to engage prospective tenants during the interior design process. Those looking to occupy the new home hassle-free have the option to choose from fully fitted, furnished units that come in a different configuration of colour, style & décor.

The access to the residential units is well separated from the commercial area on the ground and the first floor to ensure privacy and safety to tenants. In addition, the entrance lobby is designed with a waiting & meeting area for visitors, limiting visitors' access to apartment floors.

Parking is arranged at the basement, ground and first floor with the basement exclusively for car parking. Amenities such as the pool and playgrounds are at ground level. At the same time, all utility services are located at the service lobby to avoid direct contact with any service team member. A separate service elevator will be allocated for the use of the service team for transporting furniture items and trash bins.

1.0 PROJECT PROGRESS REPORT BREIF

- 1.1 All permits and project documentation requirements are submitted and process accordingly.
- 1.2 Drawings and details are submitted and approved.
- 1.3 All land concern and preparation are addressed in coordinated according to the local government requirements.
- 1.4 All necessary activities and preparation are in progress.

2.0 CURRENT STATUS

2.1 Materials and Equipment's Procurement

2.1.1 Material and Equipment Received

Cement, Sand, Aggregates, Pipes, Blocks, Tiles, Putty, Paint, Wire, U profile, Ceiling material, Aluminium door and windows, WPC, Fan, Switches, MCB and Sanitary items

2.2 Time Extension has been granted by HDC up to 31st JULY 2025

2.3 Project Progress Meeting by Urbanco

2.3.1 3rd September 2024, 24th September 2024

2.4 Site Coordination Meeting with Consultants

2.4.1 Date: 9th Sep 24, 23rd Sep 24.

2.5 Site Coordination Meeting with Sase – Glut

2.5.1 Date: 15th Sep 24, 17th Sep 24, 23rd Sep 24, 30th Sep 24.

2.6 Issue for Construction Drawing

2.6.1 Detail drawings

2.6.1.1 Landscaping, Boundary wall, swimming pool Drawings – Are Pending

2.6.2 Architectural drawings

2.6.2.1 Architectural Floor Plans – Partial Received

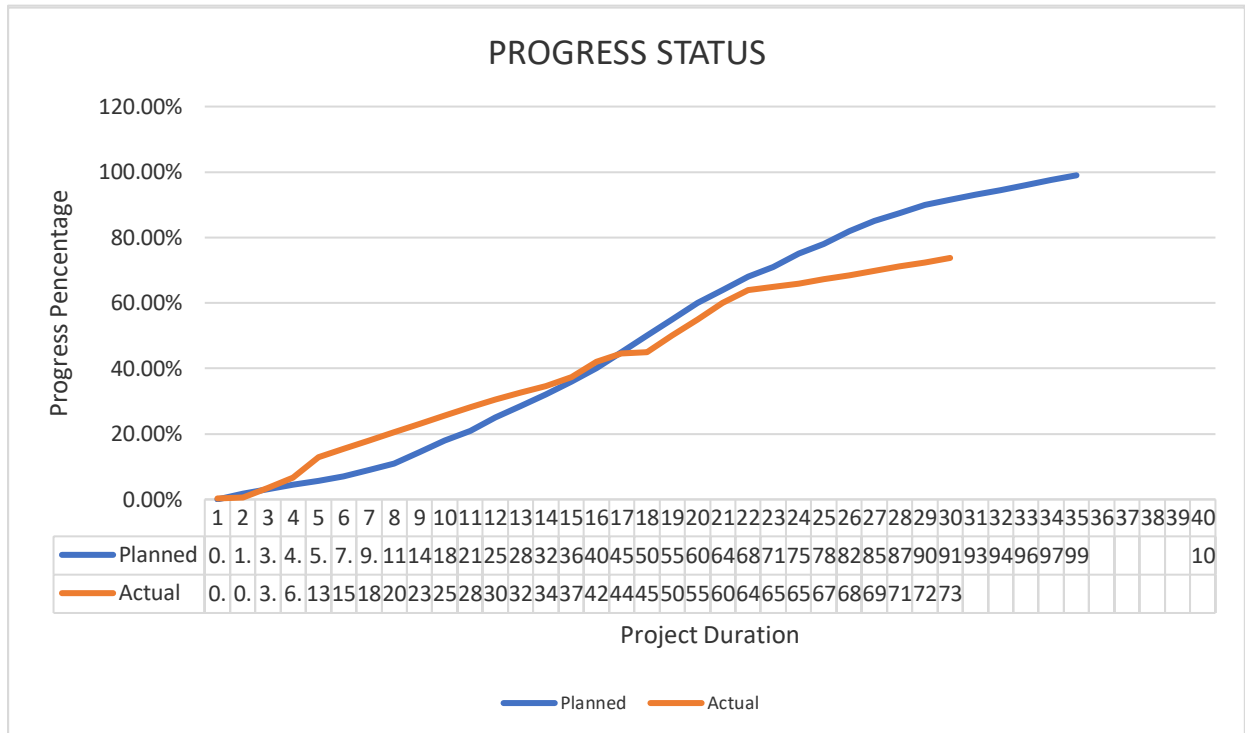
2.6.3 Electrical drawings

2.6.3.1 Electrical Floor Plans – Partial Received

2.6.4 Plumbing drawings

2.6.4.1 Plumbing Floor Plans – Partial Received

2.7 Project Status



3.0 ONGOING/COMPLETED WORKS

- 3.1 13th floor L, M, N completed K almost completed.
- 3.2 Putty work completed 2nd to 12th floor and primer work continuous.
- 3.3 Elevation E2 H and I air well area external plastering preparation.
- 3.4 Tile work completed 2nd to 10th floor 11th floor continuous.
- 3.5 False ceiling work continuous 2nd to 12th floor.
- 3.6 2nd to 7th floor screeding work continuous.
- 3.7 Safety net installation and scaffolding H and I apartment air well.
- 3.8 Fresh water line up to 11th floor and common area 8th floor complete.
- 3.9 Floor wiring 10th floor completed; Ceiling wiring 12th floor continuous.

4.0 UPCOMING WORKS FOR NEXT MONTH

- 4.1 External plastering will complete 2nd to roof terrace.
- 4.2 External putty and painting work start.
- 4.3 Screeding work will complete up to 10th floor.
- 4.4 10th and 11th floor toilet floor tile and wall tile work will complete.
- 4.5 Up to 11th floor floor wiring and 12th floor ceiling wiring will complete.
- 4.6 Plumbing work up to 12th floor will complete.
- 4.7 Water proofing up to 12th floor will complete.
- 4.8 Penthouse roofing sheet laying will complete.
- 4.9 Safety net installation and internal perimeter scaffolding installation

5.0 ACCIDENT REPORT

5.1 No accident was reported

6.0 CHALLENGES FACED DURING CONSTRUCTION / IMPLEMENTATION

6.1 Weather disruption due to heavy wind and rain (see weather chart–9.0)

7.0 INSTRUCTION GIVEN ON SITE

7.1 Minutes of meeting dated: 7th Sep 24, 14th Sep 24, 21st Sep 24, 28th Sep 24.

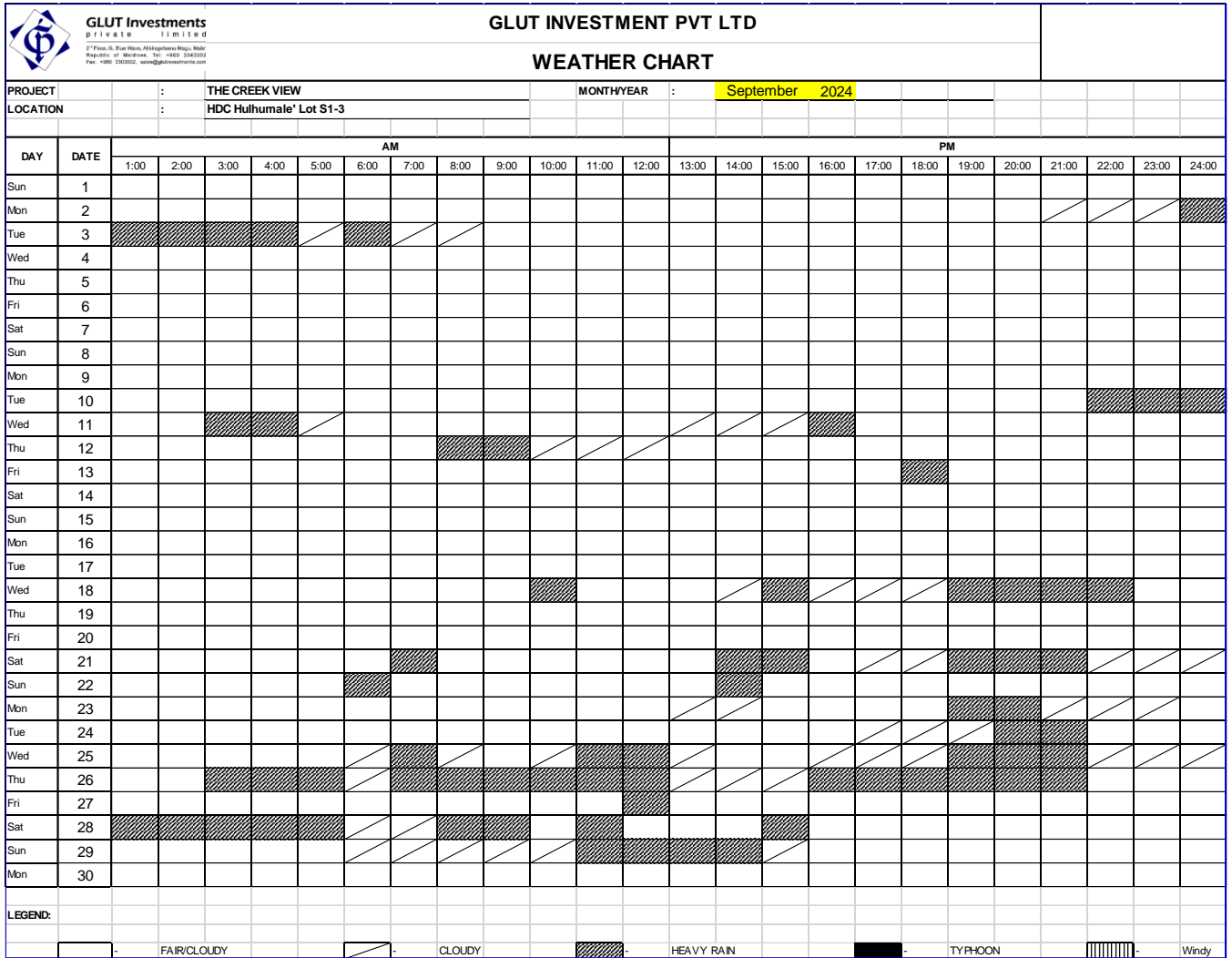
8.0 DOCUMENTATION OF APPROVED MATERIALS

8.1 Material submittal Report

8.1.1 No Report

9.0 WEATHER CHART

9.1 SEPTEMBER 2024



2022		
Months	Rainy Days	Days to Claim
April	11	11
May	19	19
June	16	16
July	19	19
August	14	14
September	14	14
October	17	17
November	11	11
December	16	16
2023		
January	7	7
February	1	1
March	9	9
April	10	10
May	10	10
June	13	13
July	9	9
August	12	12
September	12	12
October	20	20
November	20	20
December	19	19
2024		
January	5	5
February	8	8
March	4	4
April	8	8
May	20	20
June	9	9
July	16	16
August	16	16
September	16	16

10.0 SITE PROGRESS PHOTOS

10.1 September 2024 Site Photos



Front elevation air well area plastering



Roofing sheet laying




13th floor block work



11th floor common area ceiling work



12th floor plumbing work continuous



Roof terrace rain gutter screeding



9th floor tiling work




2nd to 13th floor ex painting work




Safety Net installation



Safety Net Installation



H and I air well plastering



3rd floor primer applying



10th floor fresh water line



11th floor wiring work



12th floor toilet plumbing work




12th floor flooring wiring work



4th floor ceiling wiring and plumbing



3rd floor wiring, plumbing, ceiling and primer work







Aluminium Door and Window frame fixing

PREPARED AND SUBMITTED BY GLUT INVESTMENTS PVT. LTD.

Prepared By:


Anandaraj
Civil Engineer (Glut)

Checked By:


Mohammed Shamin
Project Consultant