

PROJECT PROGRESS REPORT

MAY 2024



DEVELOPER:



SAS e GLUT JV Pvt Ltd

CONTRACTOR:



GLUT Investments
private limited

PROJECT TITLE: MIXED USE RESIDENTIAL COMPLEX AT HULHUMALE (THE CREEK VIEW)
DEVELOPER: SASe GLUT JV PVT. LTD.
CONTRACTOR: GLUT INVESTMENTS PVT. LTD.
LOCATION: LOT NO: S1-3, LOT: 11445 HULHUMALE', MALDIVES

PROJECT BREIF:

The Creek View at Hulhumale Phase-1 is a pristine, spacious condominium project brought to you by the company SASe Glut Joint-venture Private Limited. The development is located at Lot 11445, Kuredhimaa Hingun overseeing the creek separating phase I and phase II of Hulhumale'.

The building comprises 114 apartments with 2 room, 3 room and 4 room units, each carefully designed to ensure the separation of spaces with special attention given to privacy and offer a homely feeling. Each apartment has a mini backyard with access from the kitchen. The kitchens are designed as enclosed spaces separated by masonry and glass partitions.

The apartment units are designed to make the most of natural air and light ventilation with floor to ceiling high windows. These large windows are also placed with an offset from the periphery to prevent direct sun and rain exposure. As many prefer to shape every element of their home environment, carefully choosing their furniture, curtain & paint, we find it best to engage prospective tenants during the interior design process. Those looking to occupy the new home hassle-free have the option to choose from fully fitted, furnished units that come in a different configuration of colour, style & décor.

The access to the residential units is well separated from the commercial area on the ground and the first floor to ensure privacy and safety to tenants. In addition, the entrance lobby is designed with a waiting & meeting area for visitors, limiting visitors' access to apartment floors.

Parking is arranged at the basement, ground and first floor with the basement exclusively for car parking. Amenities such as the pool and playgrounds are at ground level. At the same time, all utility services are located at the service lobby to avoid direct contact with any service team member. A separate service elevator will be allocated for the use of the service team for transporting furniture items and trash bins.

1.0 PROJECT PROGRESS REPORT BREIF

- 1.1 All permits and project documentation requirements are submitted and process accordingly.
- 1.2 Drawings and details are submitted and approved.
- 1.3 All land concern and preparation are addressed in coordinated according to the local government requirements.
- 1.4 All necessary activities and preparation are in progress.

2.0 CURRENT STATUS

2.1 Materials and Equipment's Procurement

2.1.1 Material and Equipment Received

- 2.1.1.1 Cement, Sand, Aggregates, Pipes, Blocks, Tiles, Putty, Paint, Wire and U channel

2.2 Time Extension has been granted by HDC up to 31st JULY 2025

2.3 Project Progress Meeting by Urbanco

- 2.3.1 No meeting

2.4 Site Coordination Meeting with Consultants

- 2.4.1 14th May 24 ,25th May 24 and 26th May 24

2.5 Site Coordination Meeting with Sase – Glut

- 2.4.1 Date: 22nd May 24, 23th May 24 and 26th May 24

2.6 Issue for Construction Drawing

2.6.1 Structural drawings

- 2.6.1.1 Structural Floor Plans – Partial Received

2.6.2 Architectural drawings

- 2.6.2.1 Architectural Floor Plans – Partial Received

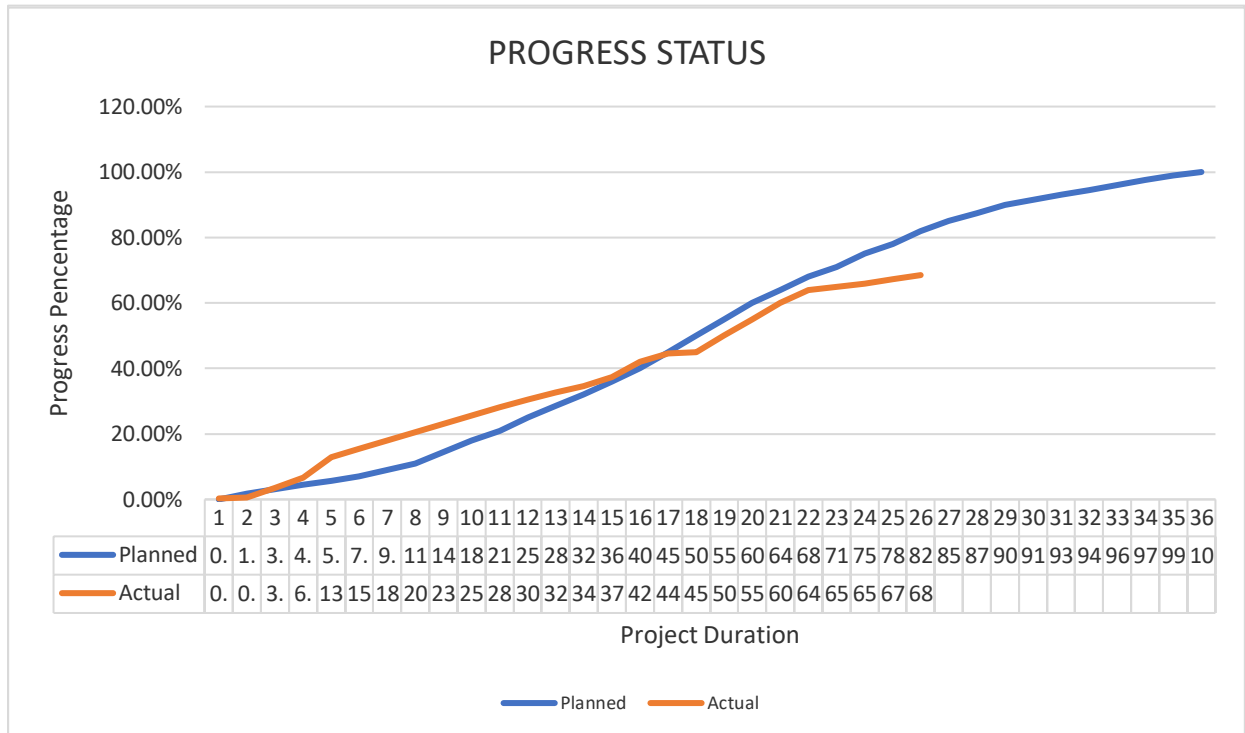
2.6.3 Electrical drawings

- 2.6.3.1 Electrical Floor Plans – Partial Received

2.6.4 Electrical drawings

- 2.6.4.1 Plumbing Floor Plans – Partial Received

2.7 Project Status



3.0 ONGOING/COMPLETED WORKS

- 3.1 13th floor block work continuous
- 3.2 Putty work completed up to 12th floor
- 3.3 Right side elevation E4 F apartment external plastering completed
- 3.4 Left side elevation E3 B and J apartment ex plastering continuous
- 3.5 Type A and J air well external plastering continuous
- 3.6 2nd to 6th floor bathroom wall and floor tile laying continuous
- 3.7 Safety net installation and scaffolding internal perimeter area
- 3.8 6th and 7th floor passage fresh water line plumbing work completed
- 3.9 Socket fixing 12th floor and floor wiring work 6th floor completed

4.0 UPCOMING WORKS FOR NEXT MONTH

- 4.1 Elevation E3 external plastering will complete
- 4.2 13th floor all external wall block work completed
- 4.3 Front elevation external plastering will start
- 4.4 A, and J air well external plastering will complete
- 4.5 Up to 8th floor floor wiring and 10th floor ceiling wiring will complete
- 4.6 Plumbing work up to 8th floor will complete
- 4.7 5th floor toilet and wall tile work complete
- 4.8 Water proofing up to 8th floor will complete
- 4.9 Safety net installation and internal perimeter scaffolding installation

5.0 ACCIDENT REPORT

5.1 No accident was reported

6.0 CHALLENGES FACED DURING CONSTRUCTION / IMPLEMENTATION

6.1 Weather disruption due to heavy wind and rain (see weather chart–9.0)

7.0 INSTRUCTION GIVEN ON SITE

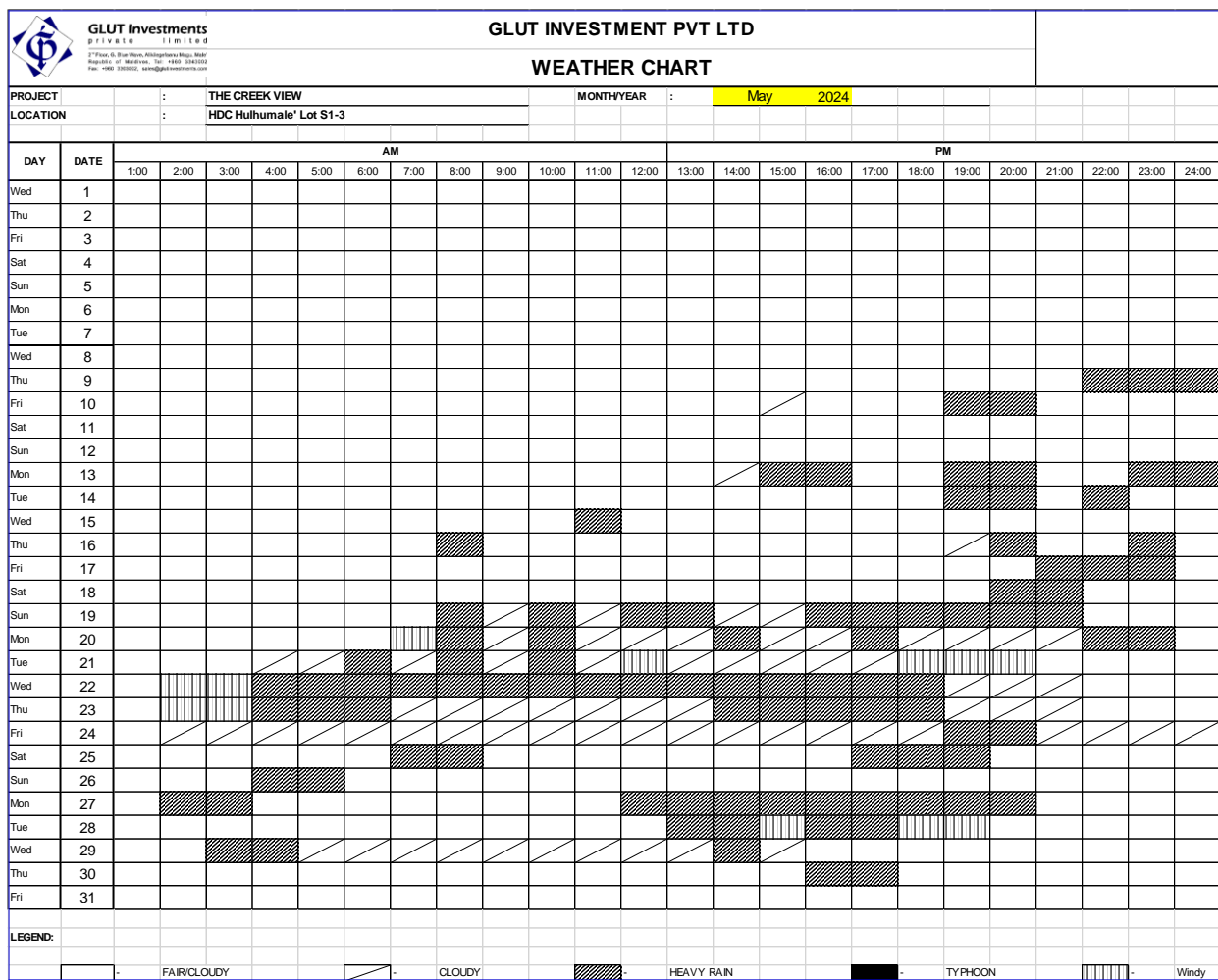
7.1 Minutes of meeting dated: 4th May 2024, 11th May 2024, 18th May 2024 and 25th May 2024.

8.0 DOCUMENTATION OF APPROVED MATERIALS

8.1 Cube Test Report
8.1.1 No report

9.0 WEATHER CHART

9.1 May 2024



2022		
Months	Rainy Days	Days to Claim
April	11	11
May	19	19
June	16	16
July	19	19
August	14	14
September	14	14
October	17	17
November	11	11
December	16	16
2023		
January	7	7
February	1	1
March	9	9
April	10	10
May	10	10
June	13	13
July	9	9
August	12	12
September	12	12
October	20	20
November	20	20
December	19	19
2024		
January	5	5
February	8	8
March	4	4
April	8	8
May	20	20

10.0 SITE PROGRESS PHOTO

10.1 May 2024 Site Photos



A J air well external plastering



5th floor I Apartment washbasin



13th floor block work



Terrace floor block work and plastering




6th floor floor wiring work continuous



7th floor plumbing work continues



7th floor electrical flooring wiring work



7th floor apartment plumbing work



Safety Net installation



Safety Net Installation




6th floor toilet tile work



5th floor toilet tile work



J apartment external plastering



Air well external plastering



12th floor common area putty work



12th floor Apart wall and ceiling putty

PREPARED AND SUBMITTED BY GLUT INVESTMENTS PVT. LTD.

Prepared By:

Anandaraj
Civil Engineer (Glut)

Checked By:

Mohammed Shamin
Project Consultant